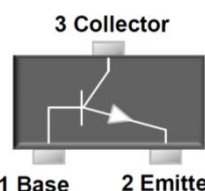


Small Signal Product
NPN Small Signal Transistor
FEATURES

- Epitaxial planar die construction
- Surface mount device type
- Moisture sensitivity level 1
- Matte Tin(Sn) lead finish with Nickel(Ni) underplate
- Pb free and RoHS compliant
- Green compound (Halogen free) with suffix "G" on packing code and prefix "G" on date code


MECHANICAL DATA

- Case: SOT- 23 small outline plastic package
- Terminal: Matte tin plated, lead free, solderable per MIL-STD-202, Method 208 guaranteed
- High temperature soldering guaranteed: 260°C/10s
- Weight: 0.008gram (approximately)

SOT-23
MAXIMUM RATINGS AND ELECTRICAL CHARACTERISTICS (T_A=25°C unless otherwise noted)

PARAMETER	SYMBOL	VALUE	UNIT
Power dissipation	P _D	200	mW
Collector-Base Voltage	V _{CB0}	BC846	80
		BC847	50
		BC848	30
Collector-Emitter Voltage	V _{CEO}	BC846	65
		BC847	45
		BC848	30
Emitter-Base Voltage	V _{EBO}	BC846	6
		BC847	6
		BC848	5
Collector Current	I _C	0.1	A
Junction and Storage Temperature Range	T _J , T _{STG}	-55 to + 150	°C

Notes: 1. Valid provided that electrodes are kept at ambient temperature

PARAMETER	SYMBOL	MIN	MAX	UNIT	
Collector-Base Breakdown Voltage	V _{(BR)CBO}	BC846	80	V	
		BC847 I _C = 10μA I _E = 0	50		
		BC848	30		
Collector-Emitter Breakdown Voltage	V _{(BR)CEO}	BC846	65	V	
		BC847 I _C = 10mA I _B = 0	45		
		BC848	30		
Emitter-Base Breakdown Voltage	V _{(BR)EBO}	BC846	6	V	
		BC847 I _E = 1μA I _C = 0	6		
		BC848	5		
Collector Cut-off Current	I _{CBO}	-	100	nA	
Emitter Cut-off Current	I _{EBO}	-	0.1	μA	
DC Current Gain	h _{FE}	BC846A, BC847A, BC848A	110	-	
		BC846B, BC847B, BC848B	200		
		BC847C, BC848C	420		
Collector-Emitter Saturation Voltage	V _{CE(sat)}	I _C = 100mA I _B = 5mA	-	0.5	V
Base-Emitter Saturation Voltage	V _{BE(sat)}	I _C = 100mA I _B = 5mA	-	1.1	V
Transition frequency	f _T	V _{CE} = 5V I _C = 10 mA f= 100MHz	100	-	MHz

Small Signal Product

RATINGS AND CHARACTERISTICS CURVES (BC846A/B, BC847A/B/C, BC848A/B/C)

(TA=25°C unless otherwise noted)

Fig.1 Static Characteristic

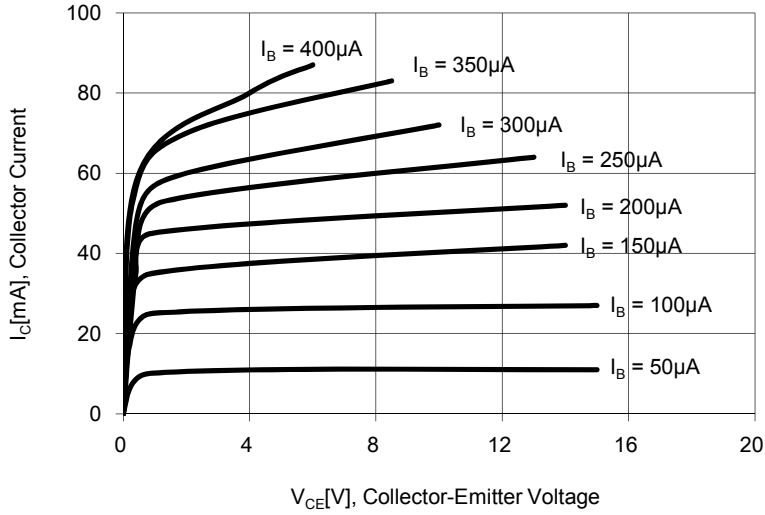


Fig.2 DC Current Gain

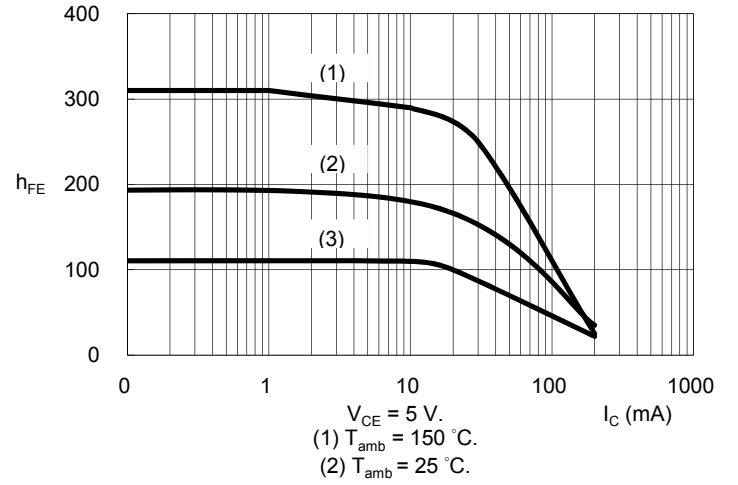


Fig.3 Base-Emitter Saturation Voltage
Collector-Emitter Saturation Voltage

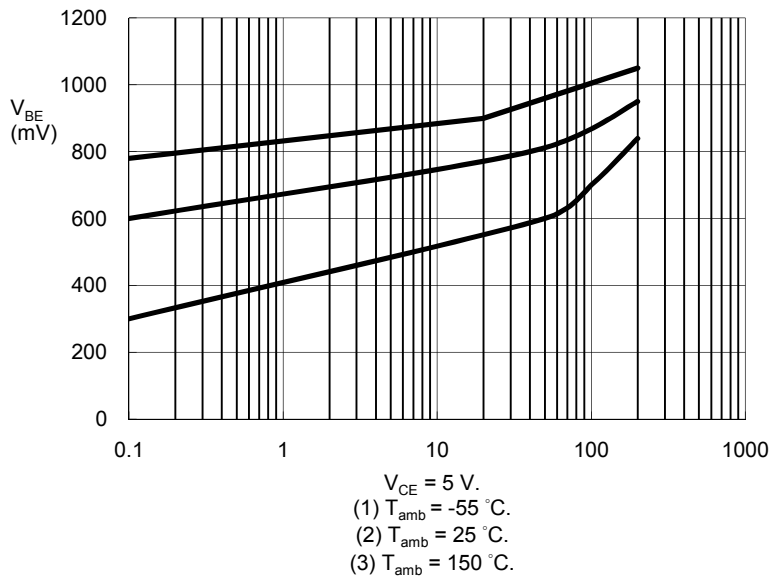


Fig. 4 Base-Emitter On Voltage

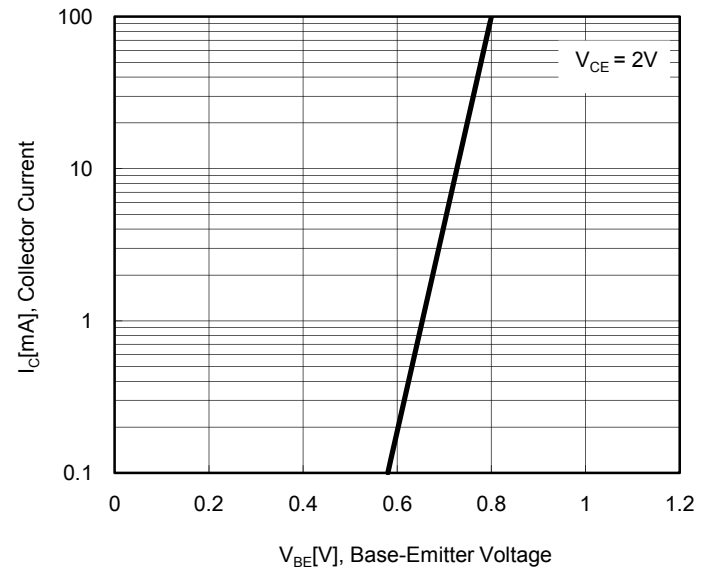


Fig.5 Collector Output Capacitance

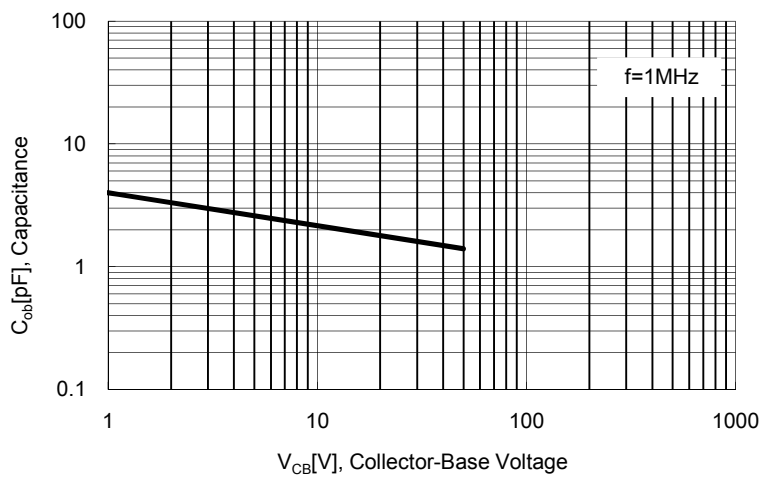
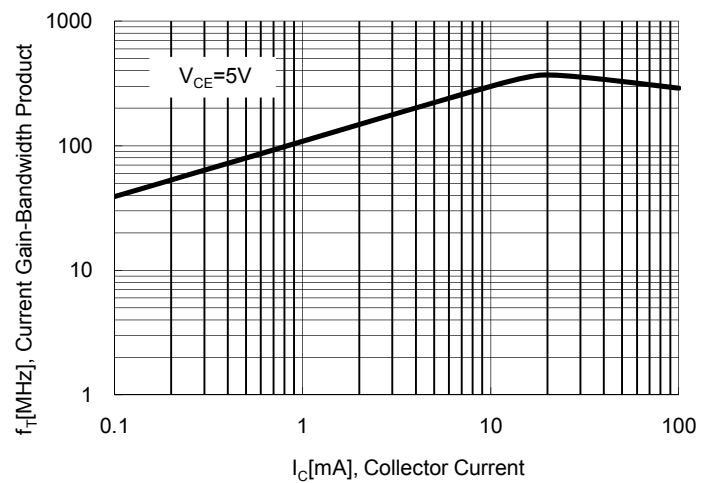


Fig. 6 Current Gain Bandwidth Product



Small Signal Product

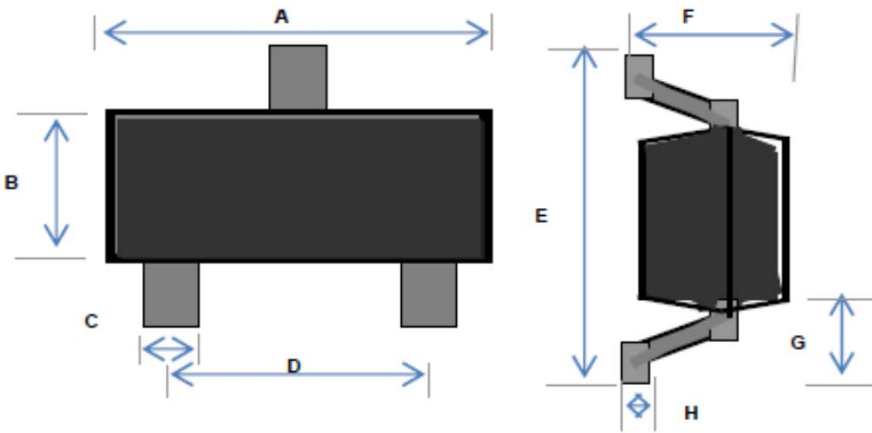
ORDERING INFORMATION						
PART NO.	MANUFACTURE CODE	PACKING CODE	GREEN COMPOUND CODE	PACKAGE	PACKING	MARKING
BC846A	(Note)	RF	G	SOT-23	3K / 7" Reel	1A
BC846B		RF	G	SOT-23	3K / 7" Reel	1B
BC847A		RF	G	SOT-23	3K / 7" Reel	1E
BC847B		RF	G	SOT-23	3K / 7" Reel	1F
BC847C		RF	G	SOT-23	3K / 7" Reel	1G
BC848A		RF	G	SOT-23	3K / 7" Reel	1J
BC848B		RF	G	SOT-23	3K / 7" Reel	1K
BC848C		RF	G	SOT-23	3K / 7" Reel	1L

Note: Manufacture special control, if empty means no special control requirement.

EXAMPLE					
PREFERRED P/N	PART NO.	MANUFACTURE CODE	PACKING CODE	GREEN COMPOUND CODE	DESCRIPTION
BC846A RFG	BC846A		RF	G	Green compound
BC846A-D0 RFG	BC846A	D0	RF	G	Green compound

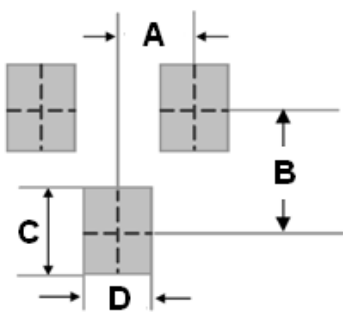
Small Signal Product

DIMENSIONS



DIM.	Unit(mm)		Unit(inch)	
	Min	Max	Min	Max
A	2.70	3.10	0.106	0.122
B	1.10	1.50	0.043	0.059
C	0.30	0.51	0.012	0.020
D	1.78	2.04	0.070	0.080
E	2.10	2.64	0.083	0.104
F	0.89	1.30	0.035	0.051
G	0.55 REF		0.022 REF	
H	0.1 REF		0.004 REF	

SUGGEST PAD LAYOUT



DIM.	Unit(mm)	Unit(inch)
	Typ.	Typ.
A	0.95	0.037
B	2.0	0.079
C	0.9	0.035
D	0.8	0.031

Small Signal Product

Notice

Specifications of the products displayed herein are subject to change without notice. TSC or anyone on its behalf, assumes no responsibility or liability for any errors inaccuracies.

Information contained herein is intended to provide a product description only. No license, express or implied, to any intellectual property rights is granted by this document. Except as provided in TSC's terms and conditions of sale for such products, TSC assumes no liability whatsoever, and disclaims any express or implied warranty, relating to sale and/or use of TSC products including liability or warranties relating to fitness for a particular purpose, merchantability, or infringement of any patent, copyright, or other intellectual property right.

The products shown herein are not designed for use in medical, life-saving, or life-sustaining applications. Customers using or selling these products for use in such applications do so at their own risk and agree to fully indemnify TSC for any damages resulting from such improper use or sale.